

T えいごとぬりえ C


U

といくんと えいごの
おべんきょうしよう♡


W J

ぬりえもできるよ♡

L Z R F



P



C

D X

Q

M

S

N

K

Y

E


V

G

I

O

H




A a

エイ

apple

アップル

りんご



はなまる

ABCDEFGHIJKLMNOPQRSTUVWXYZ



A A A A A

a a a a



おこさんが がんばったら
はままるを かいあげてください。


B-b

ビー

book

ブック

ほん



はなまる

★ ABCDEFGHIJK L MNOPQRSTUVWXYZ

² B B B B B

¹ ² b b b b

がつ にち

いろを めりましょう。

C c

スィー

cake

ケイク

ケーキ



はなまる

ABCDEFGHIJKLMNOPQRSTUVWXYZ



C C C C C

c c c c


D d

ディー

doll

ダル

にんぎょう



はなまる

ABCDEFGHIJKLMNOPQRSTUVWXYZ



2 →

D D D D D

d d d d

がつ にち


いろを ぬりましょう。

E e
イー

elephant

エレファント

ぞう



ABCDEFGHIJKLMNOPQRSTUVWXYZ

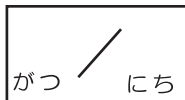


E E E E E

Blank handwriting practice lines for uppercase 'E'.

e e e e


Blank handwriting practice lines for lowercase 'e'.



いろをぬりましょう。

F f
エフ

fruit
フルーツ
くだもの



★
A B C D E F G H I J K L M N O P Q R S T U V W X Y Z

1 ↓ 2 → 3 → F F F F F

Blank handwriting practice lines for uppercase 'F'.

1 → 2 ↓ f f f f f

Blank handwriting practice lines for lowercase 'f'.


がつ にち

いろを ぬりましょう。

Gg
ディ

glove

グラブ
てぶくろ



ABCDEFGHIJKLMNOPQRSTUVWXYZ



G G G G G


Blank handwriting practice lines for uppercase G.

g g g g

Blank handwriting practice lines for lowercase g.

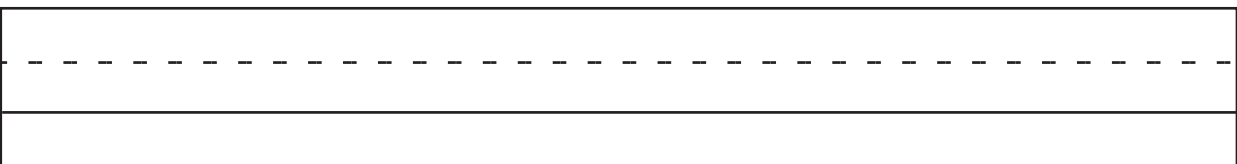
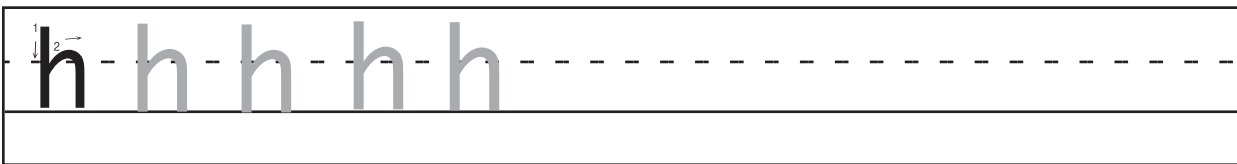
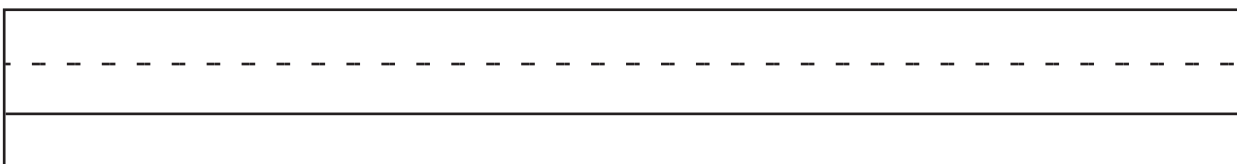
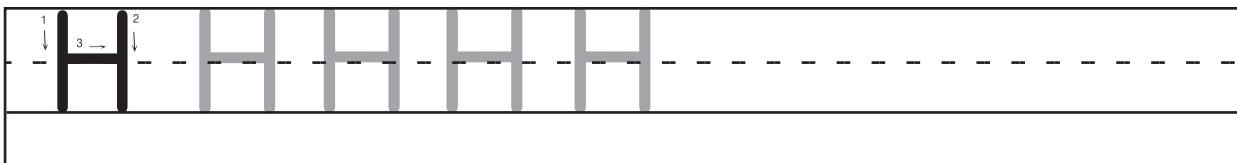
Hh
エイチ

home
ホーム
いえ



はなまる


ABCDEFGHIJKLMNOPQRSTUVWXYZ



いろをぬりましょう。



I i
アイ



ice

アイス

こおり

はなまる

ABCDEFGHIJKLMNOPQRSTUVWXYZ




1 →
2 ↓
3 →
I I I I I

1 ↓ 2 ↓
i i i i

Jj
ヂエイ

jacket

ジャケット
うわぎ



はなまる

ABCDEFGHIJKLMNOPQRSTUVWXYZ



J J J J J

Blank handwriting practice lines for uppercase J.

j j j j j

Blank handwriting practice lines for lowercase j.

がつ ぬり にち

いろを ぬりましょう。

Kk
ケイ

key

キ
かぎ



はなまる

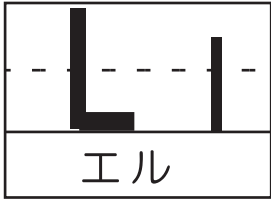
ABCDEFGHIJKLMNOPQRSTUVWXYZ★

K K K K K K


Blank handwriting practice lines for uppercase 'K'.

k k k k k

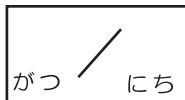
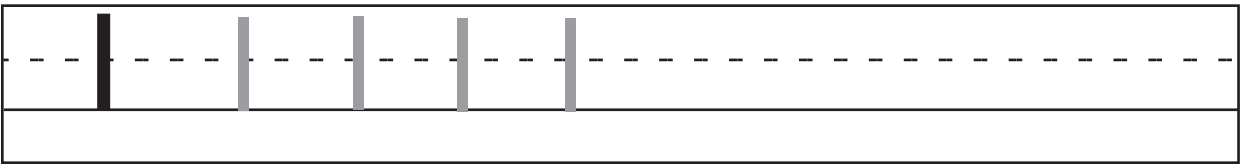
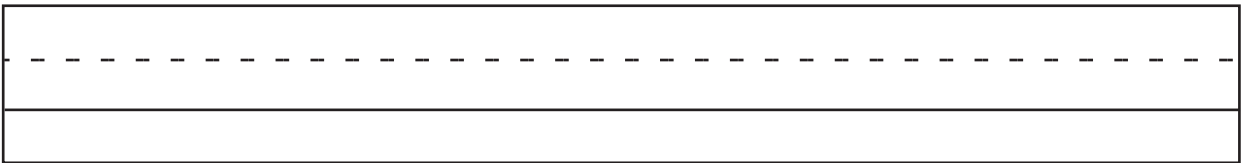
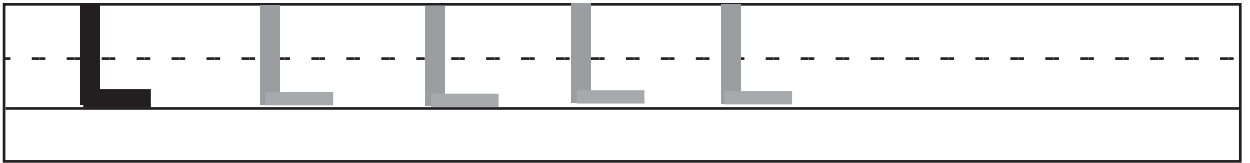
Blank handwriting practice lines for lowercase 'k'.



leaf
リーフ
このは



ABCDEFGHIJKLMNOPQRSTUVWXYZ
★



いろを めりましょう。


Mm

エム

map

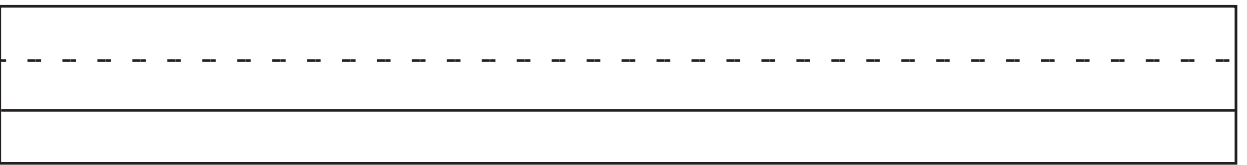
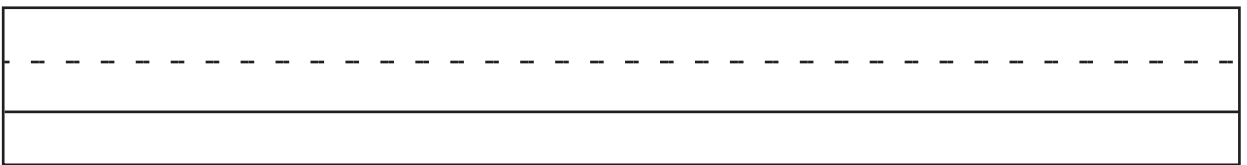
マップ

ちず



はなまる

ABCDEFGHIJKLMNOPQRSTUVWXYZ




Nn

エン

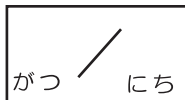
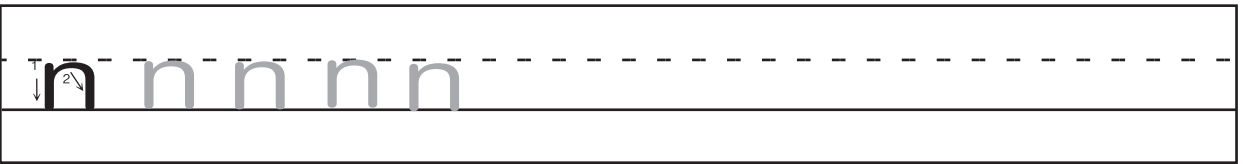
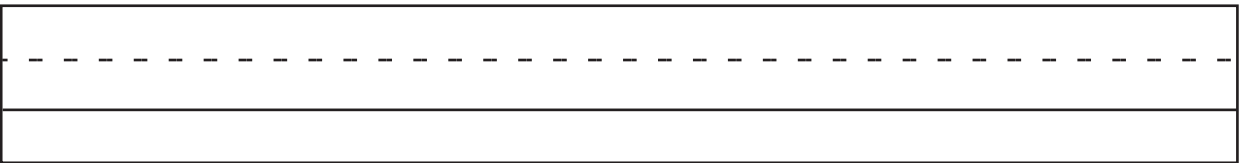
net

ネット

あみ




ABCDEFGHIJKLMNOPQRSTUVWXYZ



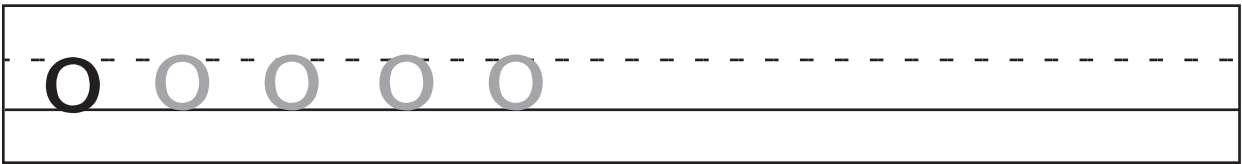
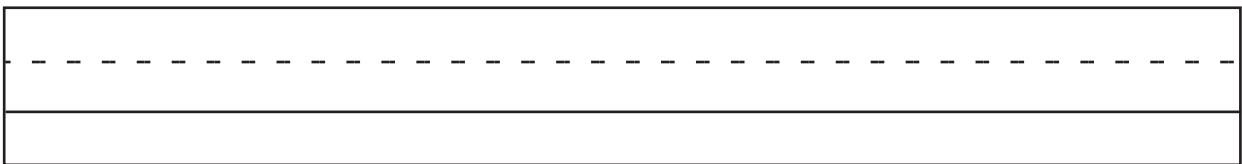
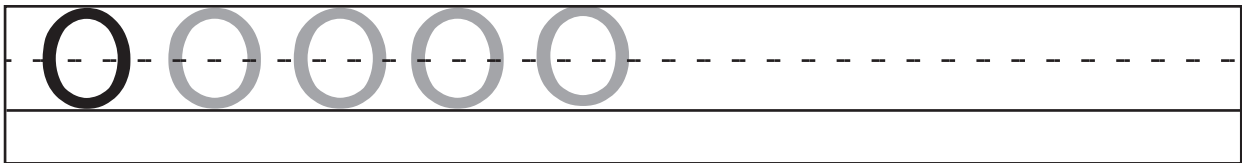
いろをぬりましょう。

O o
オウ

octopus
アクトバス
たこ



ABCDEFGHIJKLMNOPQRSTUVWXYZ
★




P p
ピー

pencil

ペンスル

えんぴつ



ABCDEFGHIJKLMNOPQRSTUVWXYZ

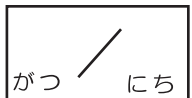


1 2 →
↓ P P P P P

Blank handwriting practice lines.

2 →
↓ p p p p p

Blank handwriting practice lines.



いろを ぬりましょう。

Q q
キュー

question

クウエスチョン

しつもん もんだい



ABCDEFGHIJKLMNOPQRSTUVWXYZ★

Q Q Q Q Q

Blank handwriting practice lines for uppercase Q.

q q q q q

Blank handwriting practice lines for lowercase q.


R r

ピー

rat

ラット

ねずみ



ABCDEFGHIJKLMNOPQRSTUVWXYZ

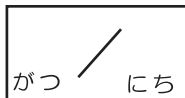


Handwriting practice row for uppercase 'R'. The first 'R' is large and has stroke order arrows: 1 (down), 2 (right), 3 (up). It is followed by five smaller, faded 'R's for tracing.

Blank handwriting practice row with a dashed midline.

Handwriting practice row for lowercase 'r'. The first 'r' is large and has stroke order arrows: 1 (down), 2 (right). It is followed by five smaller, faded 'r's for tracing.

Blank handwriting practice row with a dashed midline.



いろをぬりましょう。


S s

エス

shell

シェル

かいがら



はなまる

ABCDEFGHIJKLMNOPQRSTUVWXYZ



S S S S S

s s s s s


T t

ティー

tree

トゥリー

き

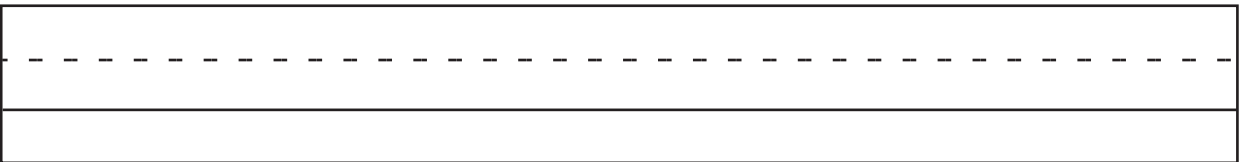
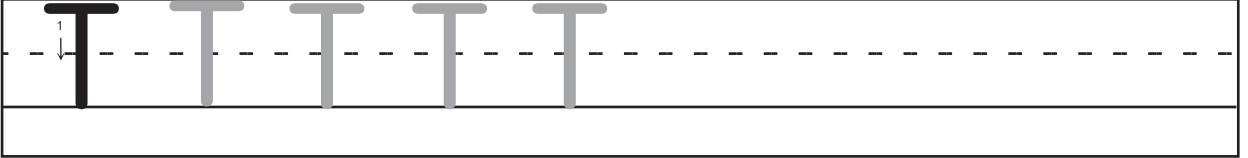


はなまる

ABCDEFGHIJKLMNOPQRSTUVWXYZ

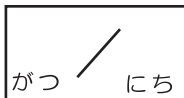
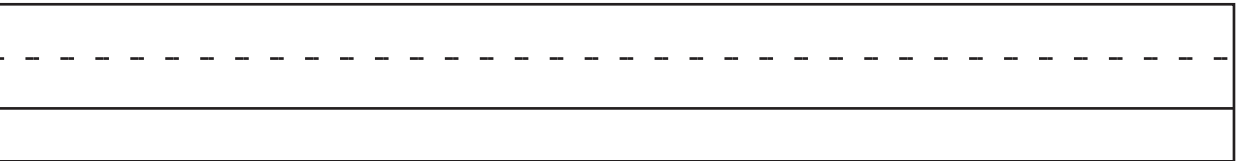


2 →



1 ↓

2 →




いろをぬりましょう。

U u
ユー

uniform

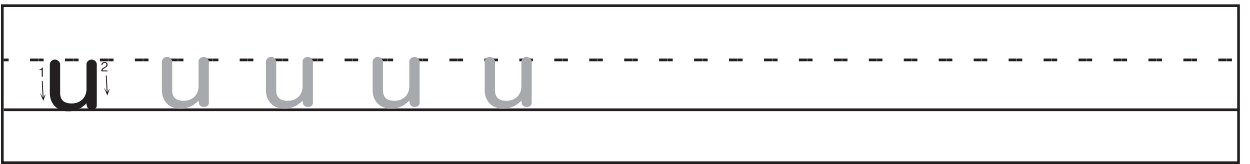
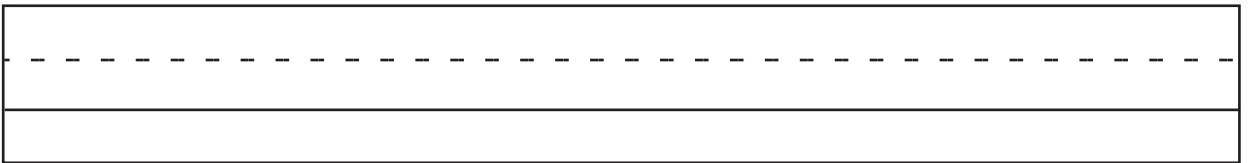
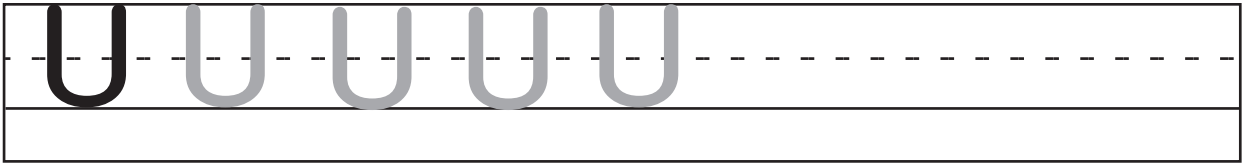
ユニフォーム

せいふく



はなまる

ABCDEFGHIJKLMNOPQRSTUVWXYZ



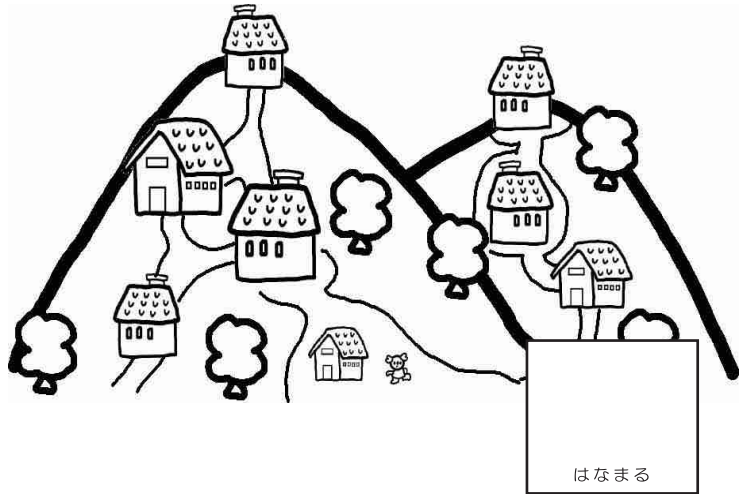
V v

ヴィー

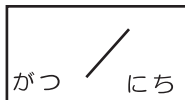
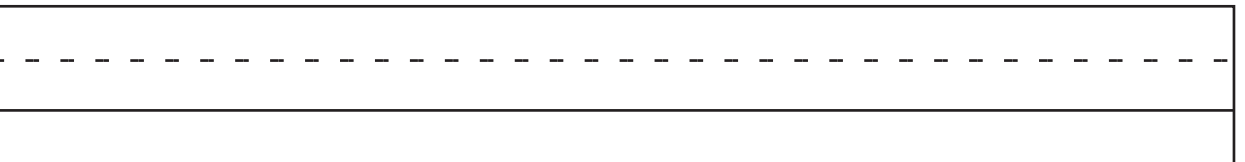
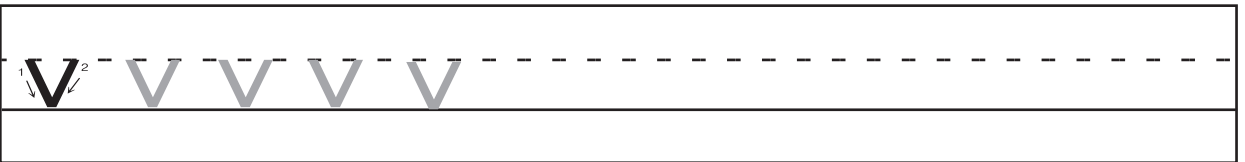
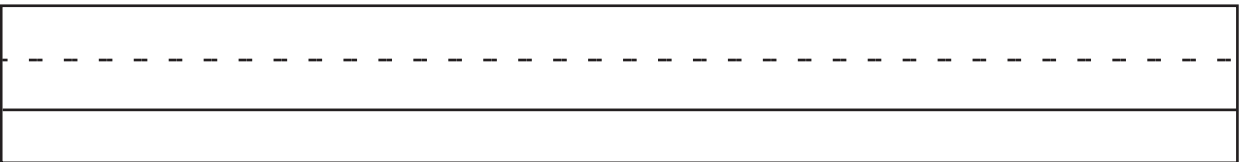
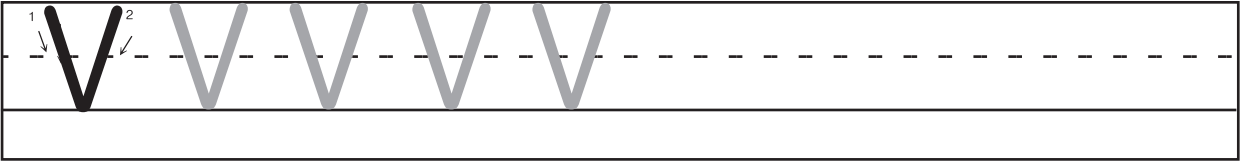
village

ヴィレヂ

むら



ABCDEFGHIJKLMNOPQRSTUVWXYZ



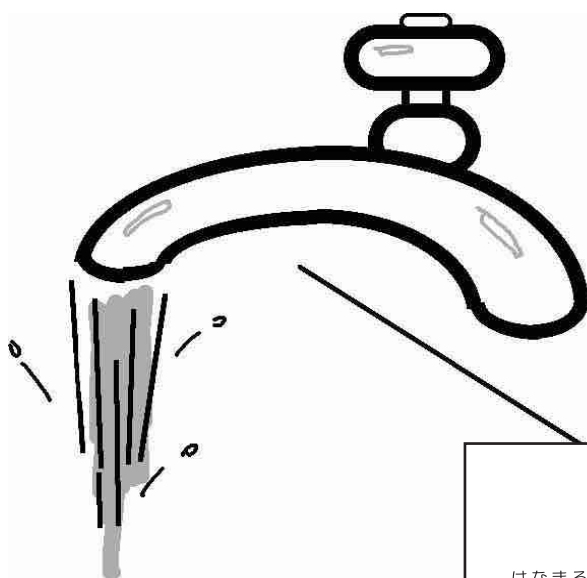
いろを めりましょう。

Ww
ダブルユー

water

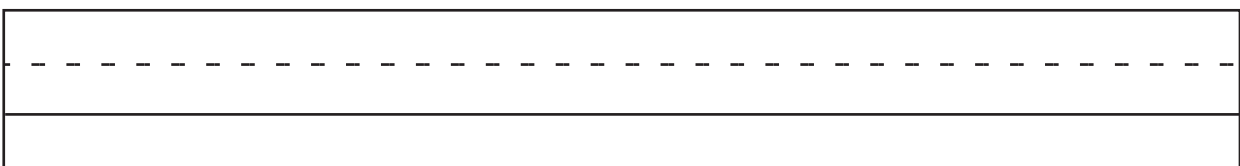
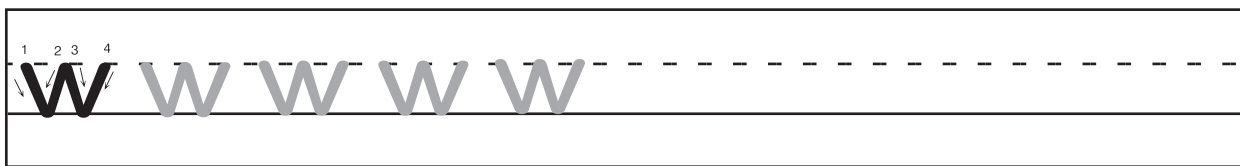
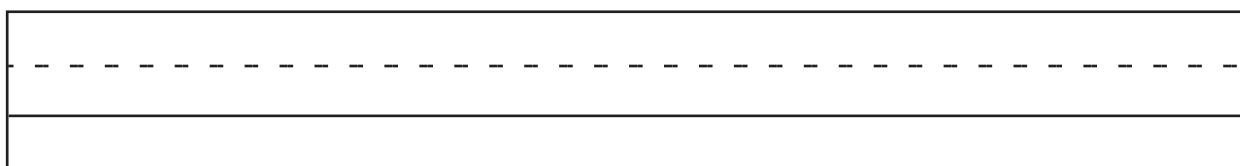
ウォーター


みず



はなまる

ABCDEFGHIJKLMNOPQRSTUVWXYZ



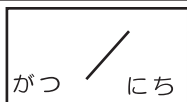
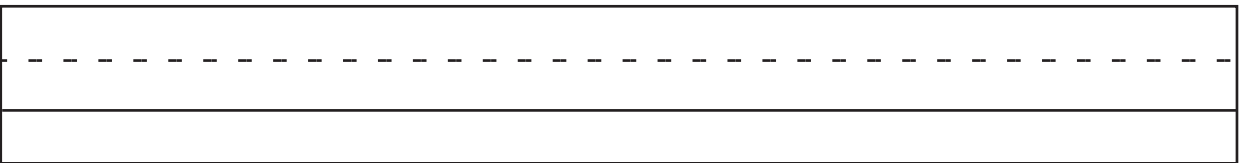
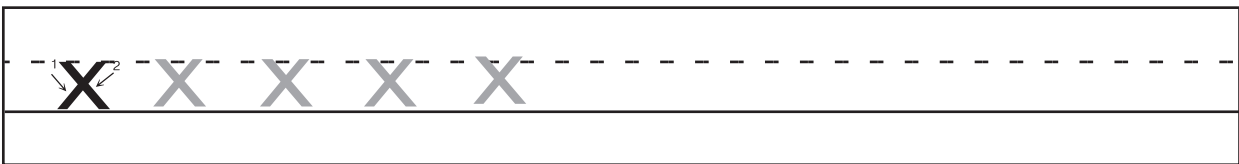
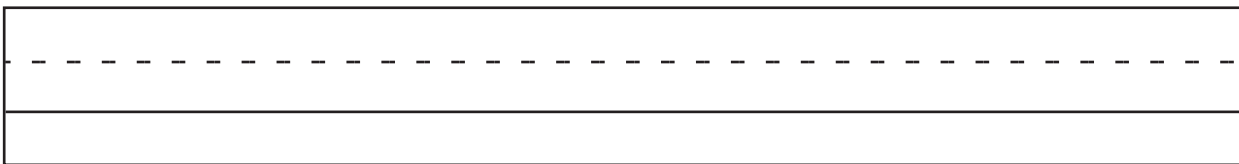
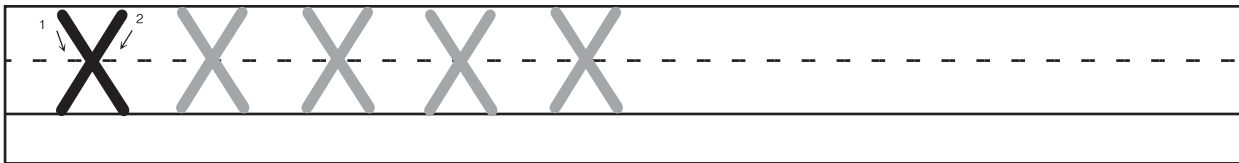


xylophone

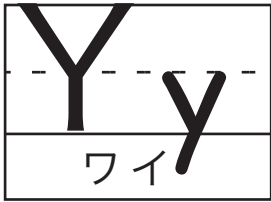
ザイロフォウン
もっきん



ABCDEFGHIJKLMNOPQRSTUVWXYZ★



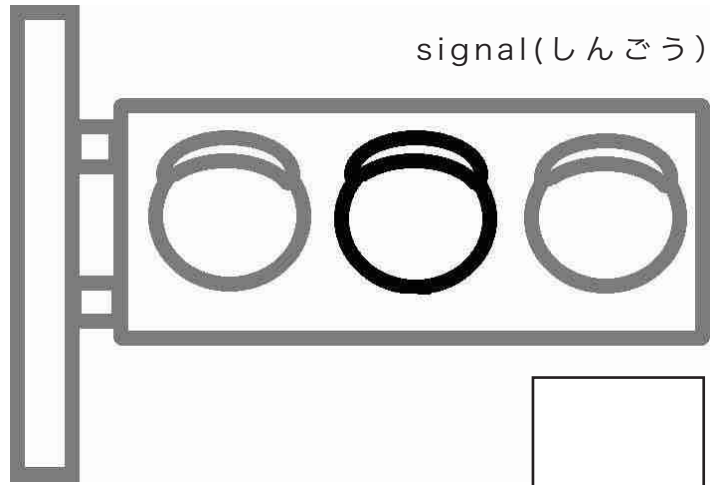
いろを めりましょう。



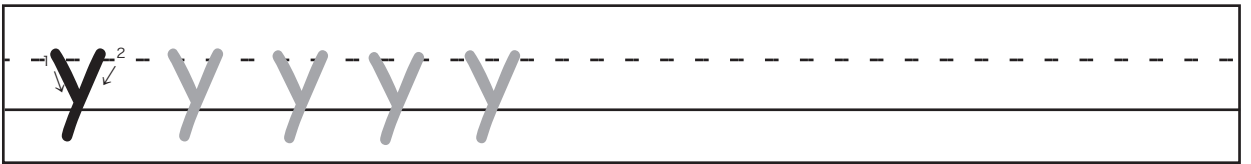
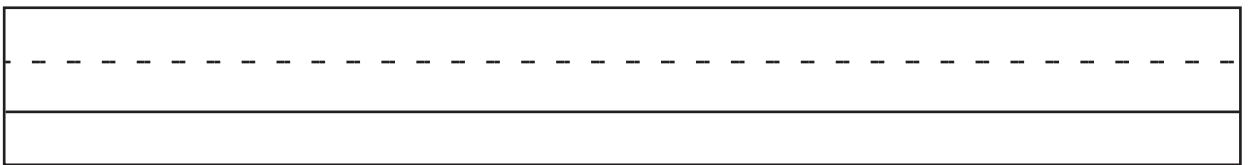
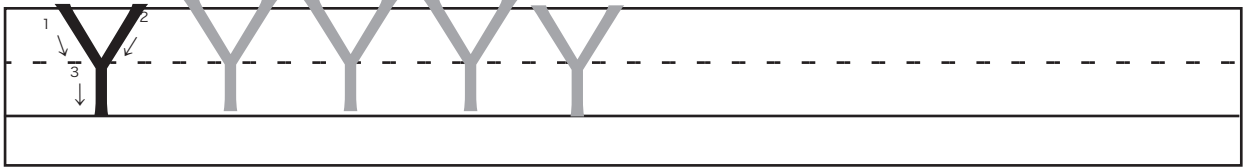
yellow

イエロウ

きいろ



ABCDEFGHIJKLMNOPQRSTUVWXYZ




Z z

ズイー

zebra

ズイーブラ
しまうま



はなまる

ABCDEFGHIJKLMNOPQRSTUVWXYZ



Z Z Z Z Z

Z Z Z Z Z

がつ にち

いろを めりましょう。

かず

number

ナンバア

one

ワン




1



two


トゥー




2

three

スリー




3



four

フォーア




4



five

ファイブ



5




かず

number

ナンバア




6



six

スィックス


7



seven

セブン


8



eight

エイト


9



nine

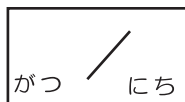
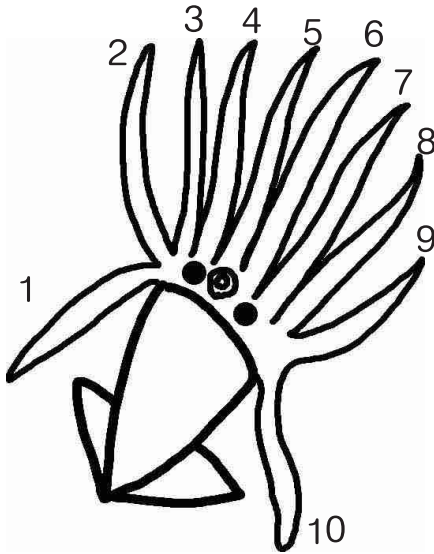
ナイン

10



ten


テン




いろを めりましょう。

たべものの food フード


はなまる




rice
ライス
ごはん



strawberry
ストウ^クーベリイ
いちご



curry and rice
カーリイ アンド ライス
カレーライス




cherry
チェリイ
さくらんぼ

meat ミート にく



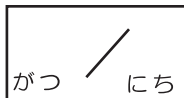
beef
ビーフ
ぎゅうにく



pork
ポーク
ぶたにく



chicken
チキン
とりにく



いろを めりましょう。

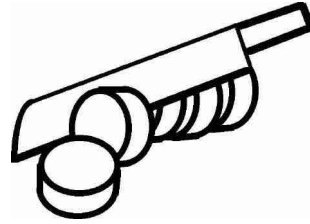
りょうり cook クック

はなまる




wash

ワッシ
あらう




cut

カット
きる




boil

ボイル
にる




grill

グリル
やく



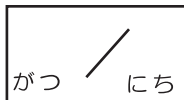
deep-fry

ディープフライ
あげる



pan-fry

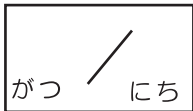
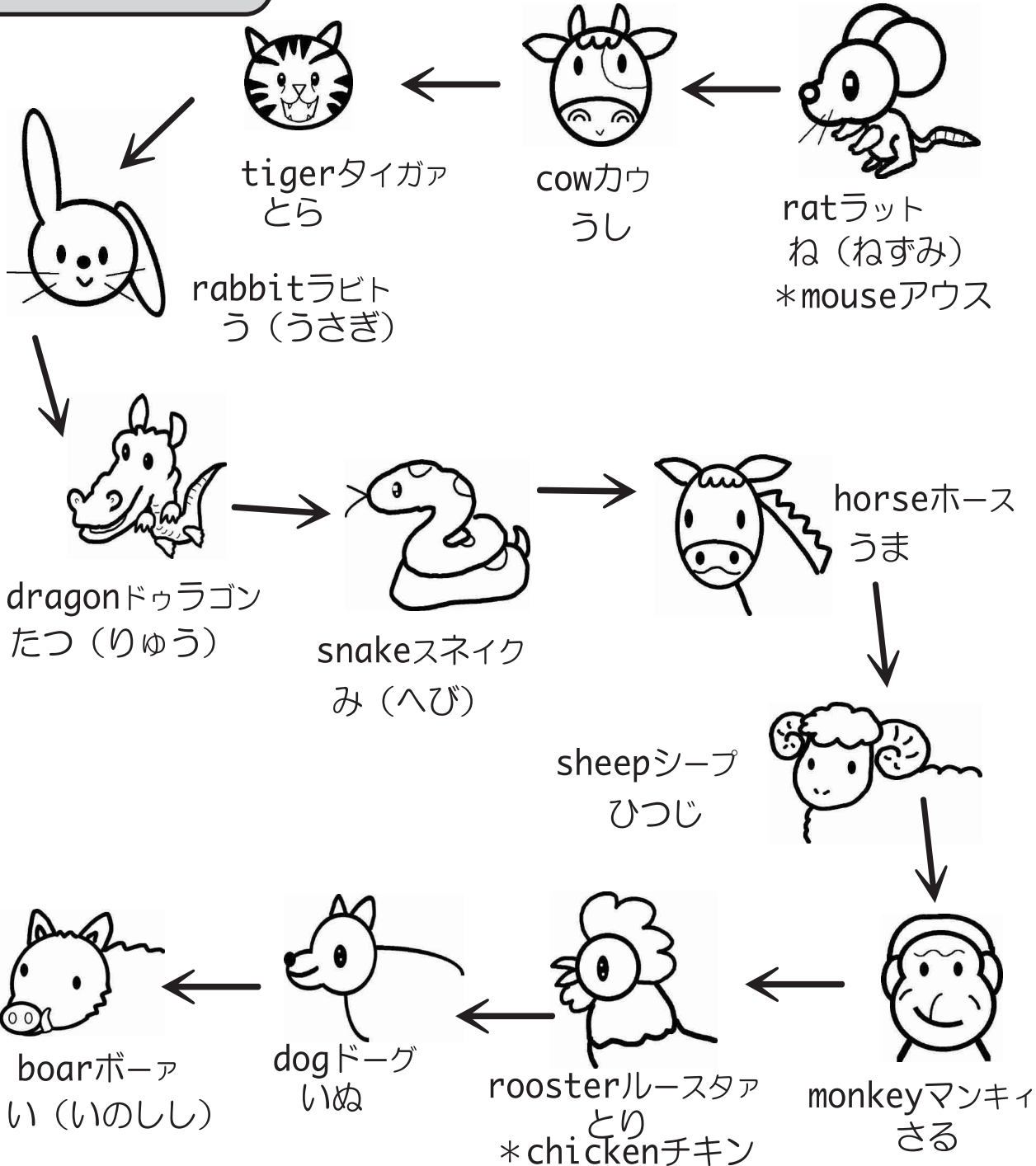
パンフライ
いためる



が に

いろを めりましょう。

じゅうにし



いろをぬりましょう。

A B C アルファベット

The Alphabet Song ズイ アルファベット ソ（ー）ング



おかあさん
じょうずに
かけたよ



お母さまへ

お勉強との出会い

あせらずコツコツ

むりせずコツコツ

きっちりコツコツ

がんばったら

花丸を書いて

あげて下さい。

絵に色を塗らせて下さい。

しっかりとした筆圧と

筆の運びを養います。