

数カード

使い方の例

(最初は10までの数で訓練しましょう)

- * 1種類のカードをランダムに1枚見せて早く数が言えるように訓練をする
 - * 2種類のカードをランダムに2枚見せてどちらが多いか言える訓練をする
 - * 1種類のカードをランダムに2枚見せて合わせた数を言える訓練をする
 - * 1種類のカードをランダムに2枚見せて見せて違いが幾つかを言える訓練をする
 - * 2種類のカードをランダムに2枚見せてどちらのカードが幾つ多いか言える訓練をする
 - * 数種類のカードをランダムに数枚見せて多い(少ない)順に並べることが出来るようにする
 - * 数種類のカードをランダムに数枚見せてどのカードが一番多いか言える訓練をする
 - * 2種類のカードを全部並べ、合わせて10になるように組み合わせることが出来る訓練をする
- その他 2番目に多い少ない数、3番目に多い少ない数等も問いかけて訓練しましょう

ただ数がかぞえる事ができるだけではいけないよ

お母さんと口頭試問形式で
しっかりと受験対策をしましょう






one




two




three




four




five



six




seven



eight



nine




ten




eleven




twelve



thirteen




fourteen




fifteen




one




two




three




four




five




six




seven




eight




nine




ten



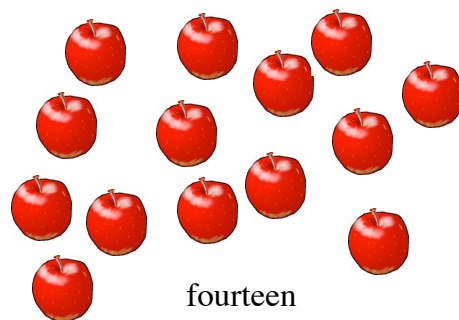
eleven




twelve



thirteen



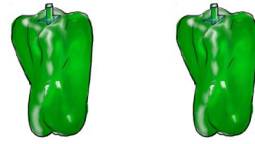
fourteen




fifteen



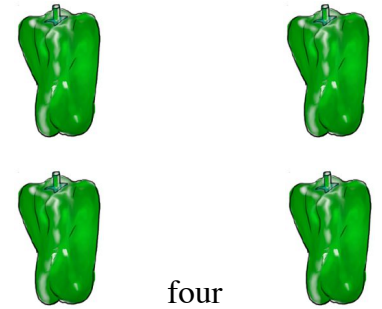
one




two




three



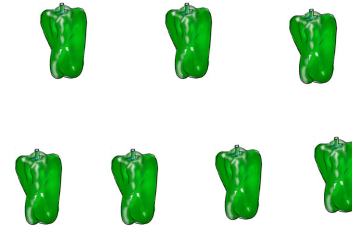
four




five



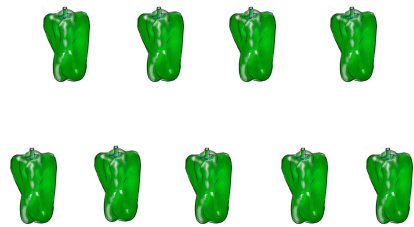
six




seven




eight




nine




ten




eleven




twelve



thirteen



fourteen



fifteen




one




two




three




four




five




six




seven




eight




nine




ten




eleven




twelve



thirteen



fourteen



fifteen