

年中

冬期講習


マイニチ
コツコツ
コツコツネ


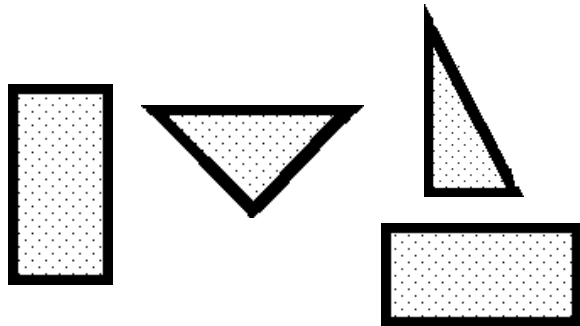

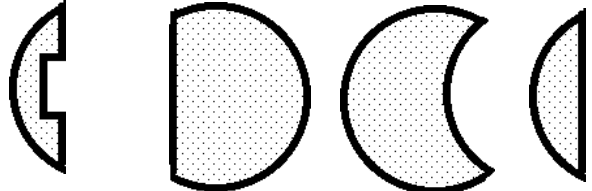



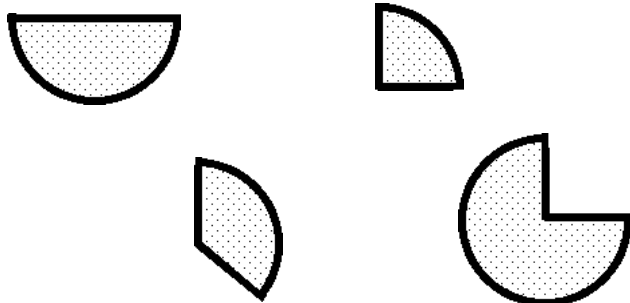

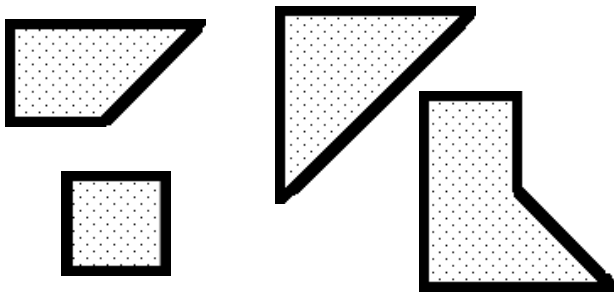

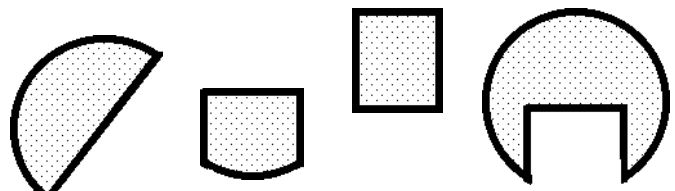
1

日目

なまえ




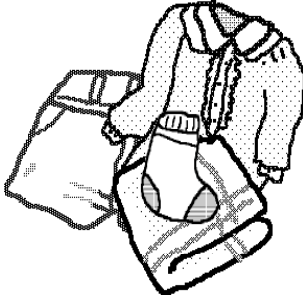









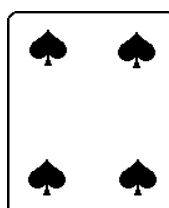

















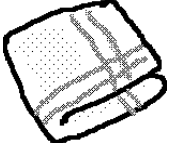






















レインボー先生 

左端の口や○を作るには、どれとどれを使うとよいですか。
2つ選んで青色で○を付けなさい。


まるやせんはきれいに えんぴつは ただしくもってね 

 <hr/>	 <hr/>	 <hr/>	 <hr/>																
<table border="0"> <tr> <td></td> <td></td> </tr> <tr> <td></td> <td></td> </tr> </table>					<table border="0"> <tr> <td></td> <td></td> </tr> <tr> <td></td> <td></td> </tr> </table>					<table border="0"> <tr> <td></td> <td></td> </tr> <tr> <td></td> <td></td> </tr> </table>					<table border="0"> <tr> <td></td> <td></td> </tr> <tr> <td></td> <td></td> </tr> </table>				
																			
																			
																			
																			
																			
																			
																			
																			

重なった上の絵を見て、1番上にあるものに○を1番下にあるものに×を青色で下の4つの絵から1つ選んで○を付けなさい。(できたら上から2番目のものに青色で△を付けなさい。)

まるやせんはきれいに えんぴつは
ただしくもってね

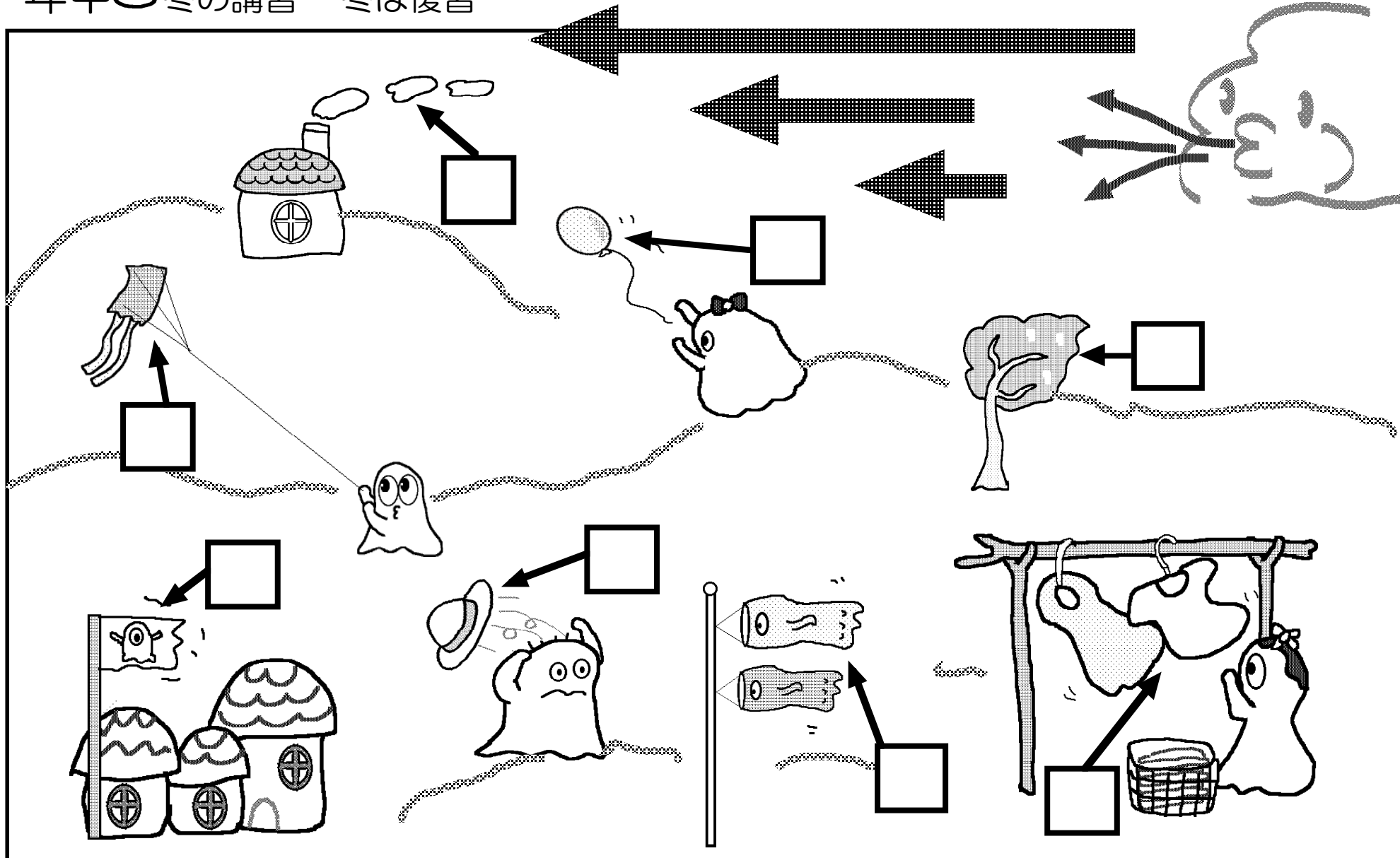




それぞれの影はおひさまがどこにあるときにできますか。
正しいおひさまに赤色で○を付けなさい。

まるやせんはきれいに えんぴつは ただしくもってね




















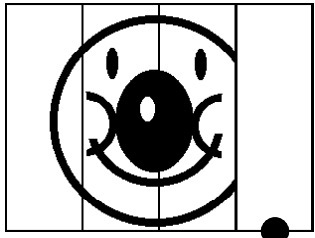



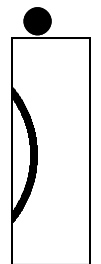

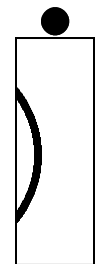


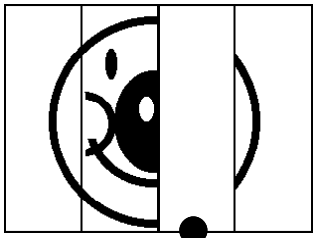
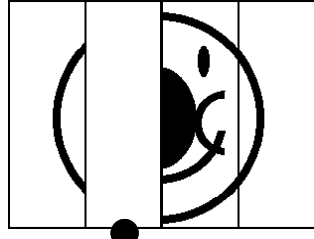
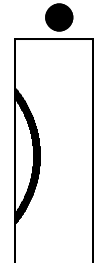
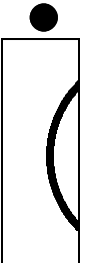



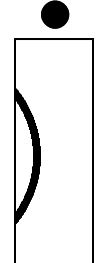




















































右から左へと風が吹いています。それぞれの絵を見て正しいものに○間違いのものに×を緑色で四角の中に書きなさい。

まるやせんはきれいに えんぴつは だだしくもってね



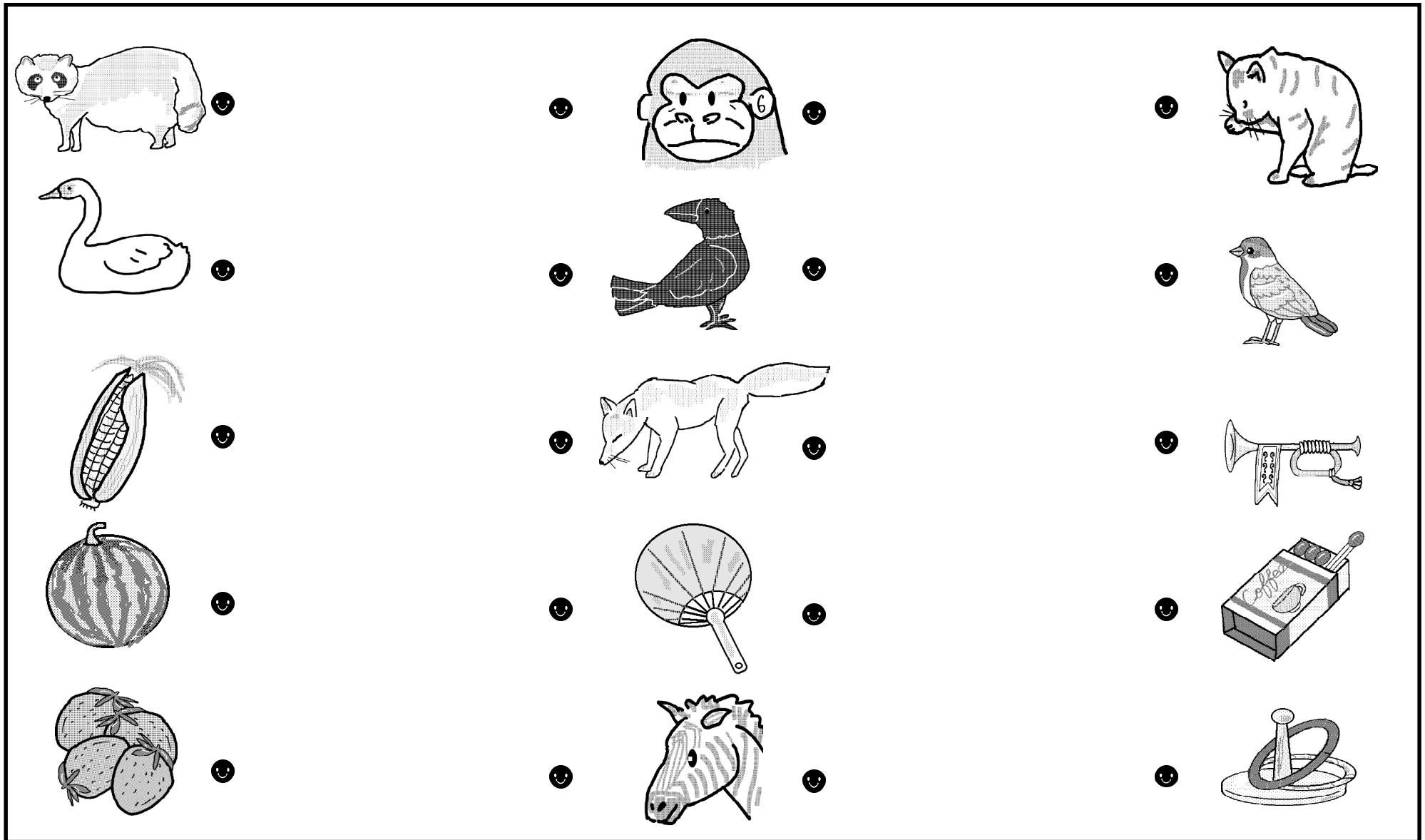
<div style="border: 1px solid black; padding: 5px; margin-bottom: 5px;">  </div> <div style="text-align: center;">  </div> <table style="width: 100%; border-collapse: collapse;"> <tr> <td style="border: 1px solid black; width: 50%; text-align: center;">     </td> <td style="border: 1px solid black; width: 10%; text-align: center;">○ ○ ○ ○</td> <td style="border: 1px solid black; width: 10%; text-align: center;">○ ○ ○ ○</td> <td style="border: 1px solid black; width: 50%; text-align: center;">     </td> </tr> </table>	   	○ ○ ○ ○	○ ○ ○ ○	   	<div style="border: 1px solid black; padding: 5px; margin-bottom: 5px;">  </div> <table style="width: 100%; border-collapse: collapse;"> <tr> <td style="border: 1px solid black; width: 50%; text-align: center;">  </td> <td style="border: 1px solid black; width: 50%;"></td> </tr> <tr> <td style="border: 1px solid black; text-align: center;">     </td> <td style="border: 1px solid black; text-align: center;">     </td> </tr> <tr> <td style="border: 1px solid black; text-align: center;">  </td> <td style="border: 1px solid black; text-align: center;">  </td> </tr> <tr> <td style="border: 1px solid black; text-align: center;">     </td> <td style="border: 1px solid black; text-align: center;">     </td> </tr> </table>			   	   			   	   
   	○ ○ ○ ○	○ ○ ○ ○	   										
													
   	   												
													
   	   												

1上のハナコゲマンになるように茶色で結びなさい

2 空いているところは下のどの絵が入りますか。
茶色で結びなさい

まるやせんはきれいに
えんぴつは ただしくもってね

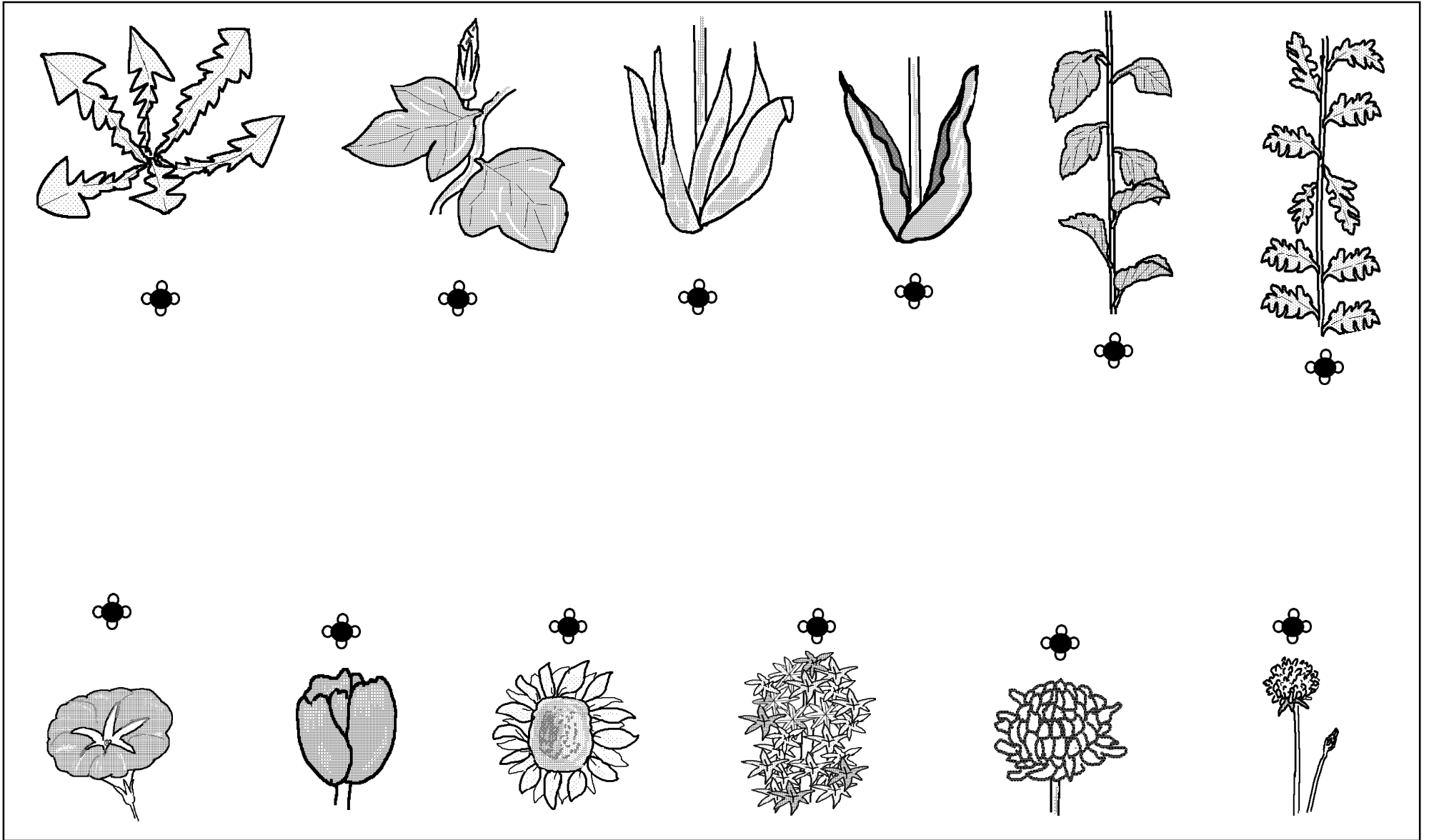




左端の絵から右端の絵までしりとりができるように紫色で結びなさい。

わがまま といってませんか






どの葉っぱがどの花ですか。ピンク色で結びなさい。

まるやせんはきれいに えんぴつは ただしくもってね














右手の四角の箱に鉛筆で○をオレンジ色で書きなさい。




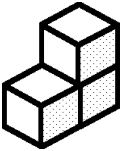











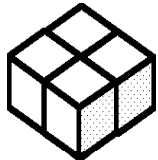
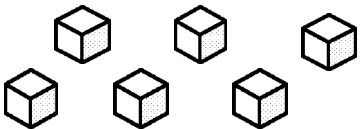
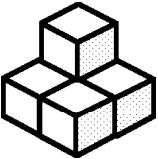
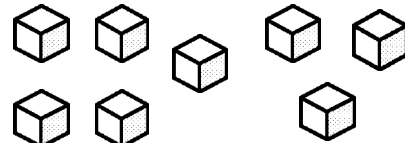
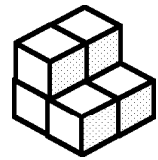
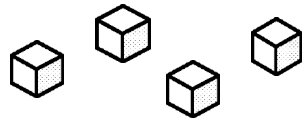

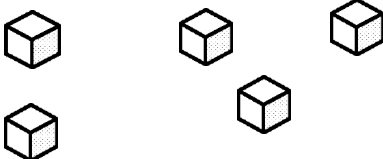

わからなかったら えの ポーズをしてごらん



コタツの上に置いてる果物が左上の絵のように見えているお友達は誰でしょう。
そのお友達のお顔に赤色で○を付けなさい。

よ〜くかんがえてね 

- 1 積木の数をかぞえてその数だけ鉛筆で○を書きなさい。
- 2 左の積木の数と同じ数のトランプを線で結びなさい。

ほらほら まるやせんが きたなくなってきてますよ



