


春 講 習 白








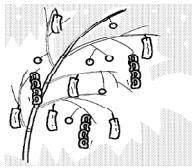



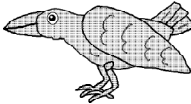
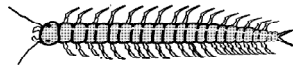
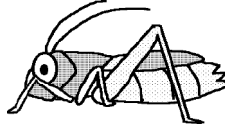












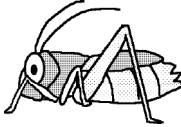







なまえ

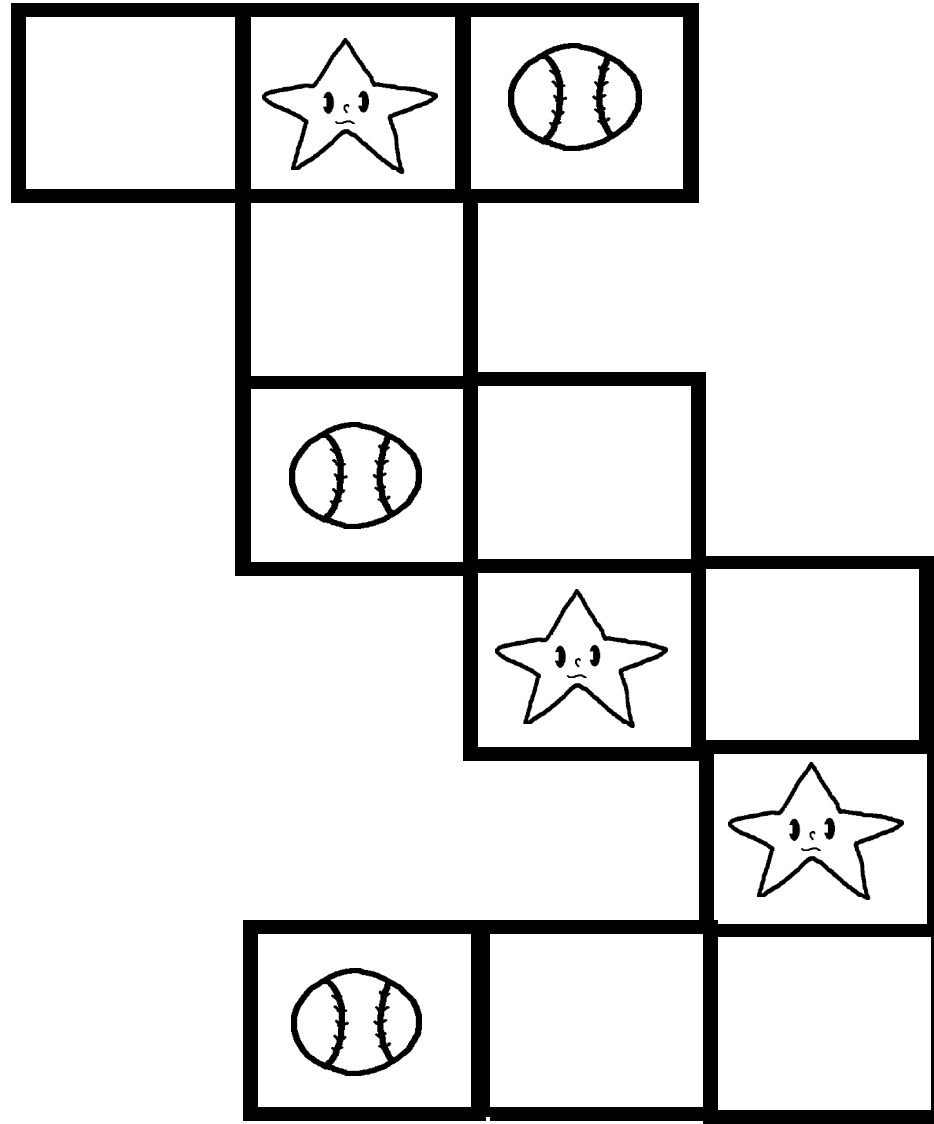
おはなし

今日は風が強くてとても寒い日です。森の動物達は冬になると食べ物が見つかるので今のうちに食べ物を見つけて自分達の巣に運ばないといけません。風で散ってしまった落ち葉の中を一生懸命食べ物をさがしているのはリスくんです。リスくんは木の実を見つけて巣に運ぼうと走っていると、子クマに出会いました。「クマさんもう食べ物見つかったあ？」と聞くと子クマは「ううん、まだだよ。」と言ってリスくんが忙しいように木の実をさがしているのを見ていました。クマくんは思いました。『どうしてみんな忙しいように木の実をさがしているのだろう。まだ 冬は来ていないのに。』


クマくんは葉っぱが落ちた木の枝にぶらさがって遊ぼうと枝に手をのばすと、それは蛇でした。「わあ、びっくりした〜。」と子クマくんは驚いてしりもちをついてしまいました。ヘビは言いました。「もう、食べ物を集めたかい？」クマくんは「僕はあと1週間もしたら冬眠するんだよ。」と答えました。クマは巣に戻って今日のことをお母さんに話しました。「あなたは今年生まれたからまだわからないのね。冬は食べ物がなくなるので、今のうちにたくさん食べ物を集めて春になるのを巣のなかでじーっと待つのですよ」と教えてくれました。それから冬がくるまでお母さんとたくさん食べ物を集めました。子クマはたくさん食べ物が集まった巣の中でボールのようにまるくなり眠ってしまいました。目がさめたときは春になっていました。

- 動物達が食べ物を集めていた季節はいつですか。その季節の絵に緑色で○を付けなさい。
- 木の実を運んでいた動物に緑色で○を付けなさい。
- 子クマが木の枝と間違えた動物に緑色の○を付けなさい。
- 冬眠していて、いつになったら目をさしますかその季節と関係がある花に緑色の○を付けなさい。
- 子クマはどのような形で寝てしまいましたかその絵に緑色で○を付けなさい。







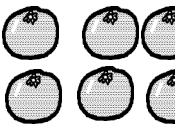
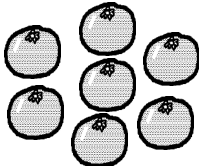




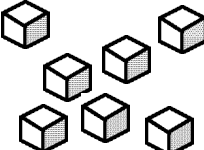
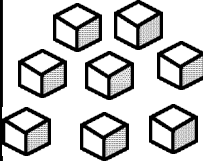



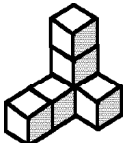














     	      
     	    
  	    













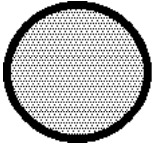

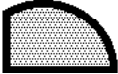

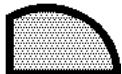
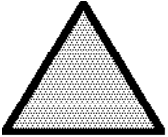





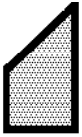



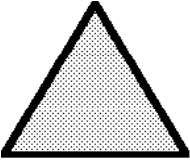









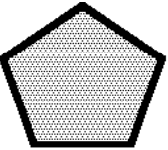





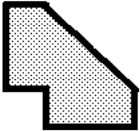



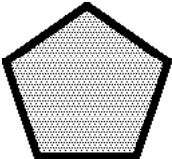




覚えましょう。



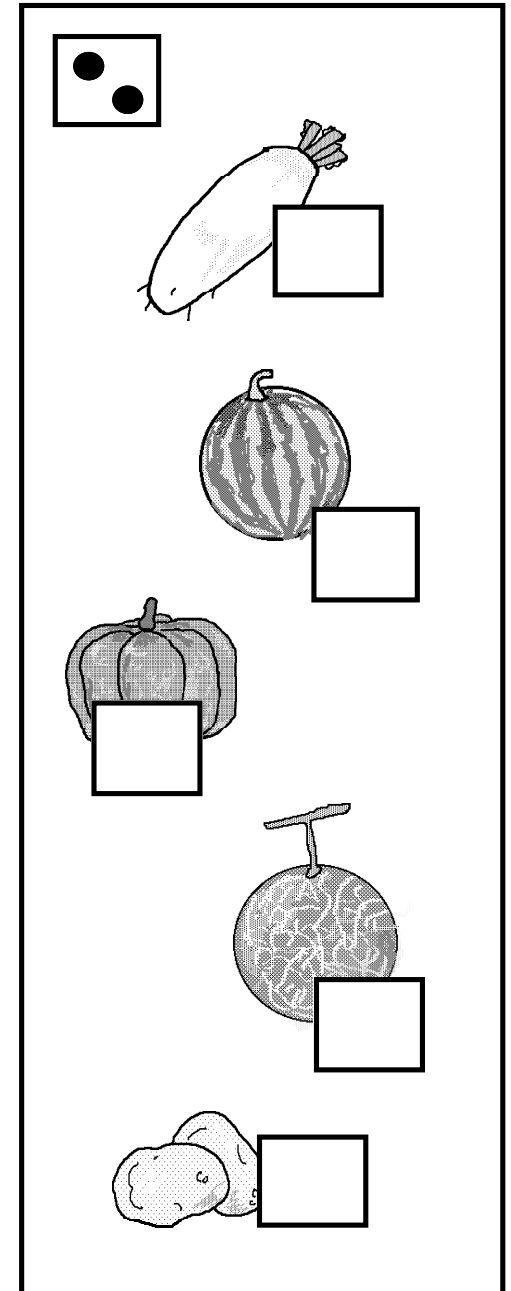
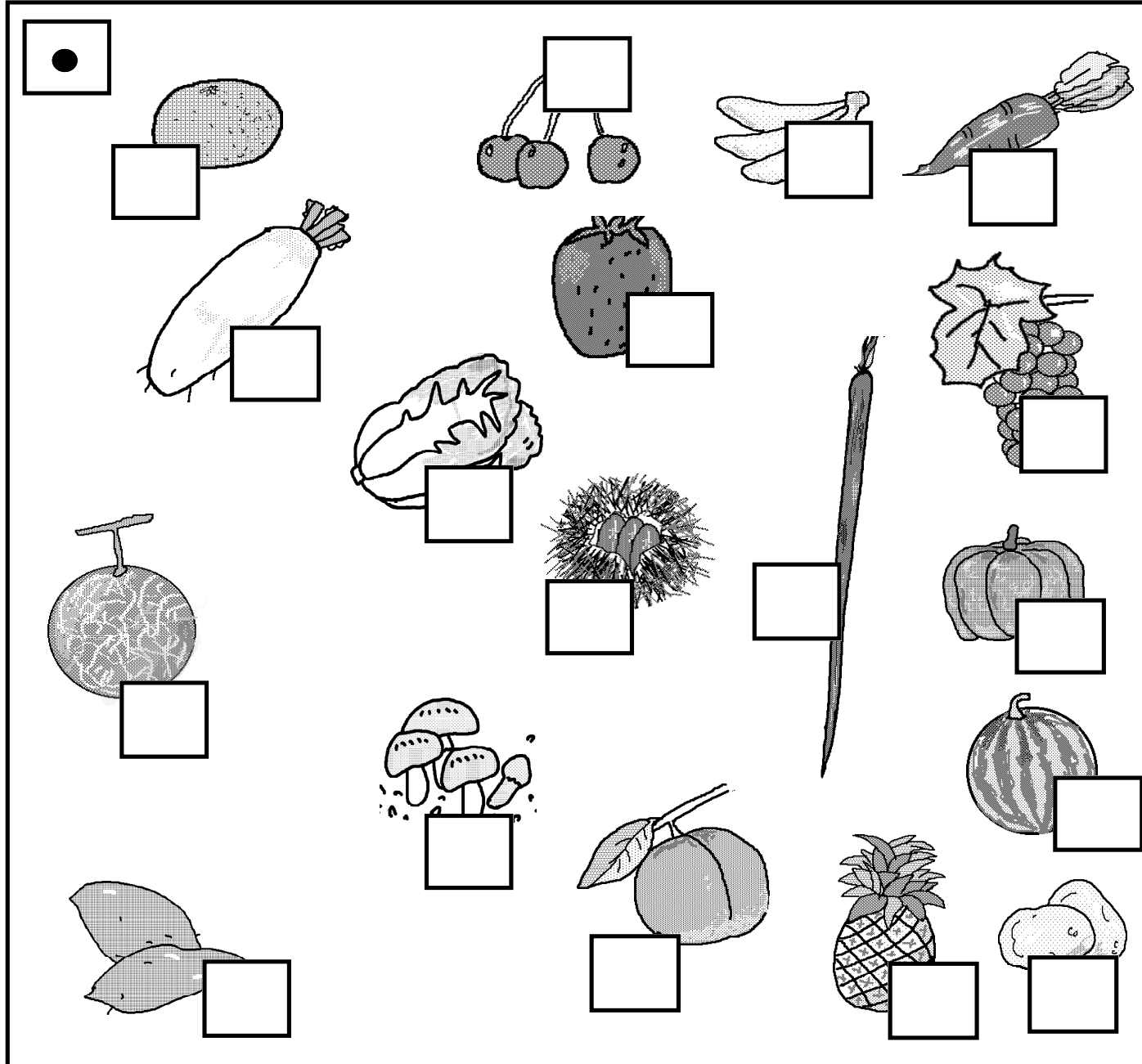
星があった所に×をボールがあった所に○を鉛筆で書きなさい。

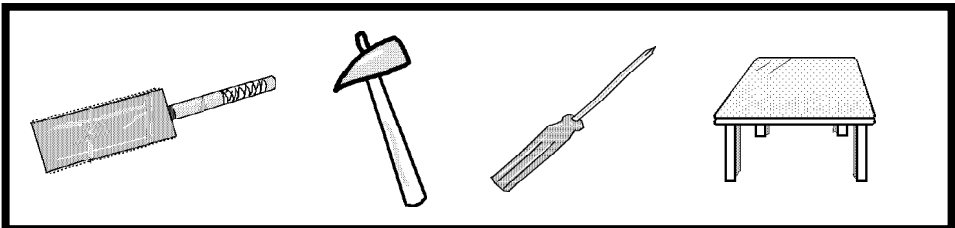


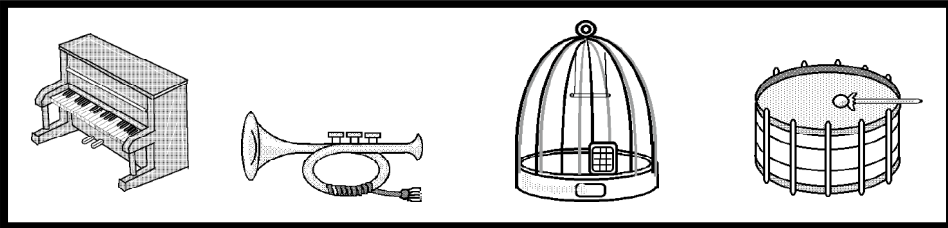
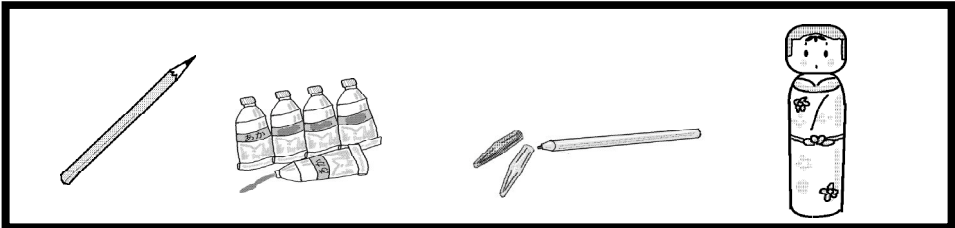
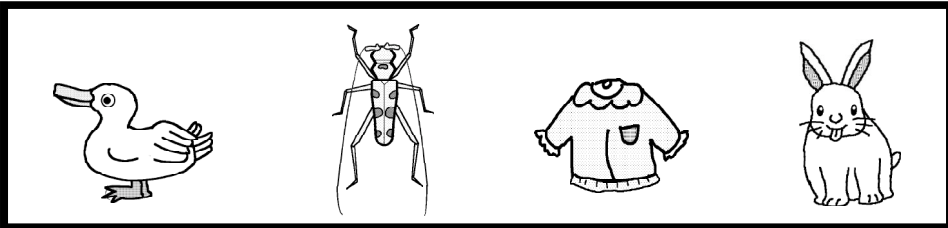
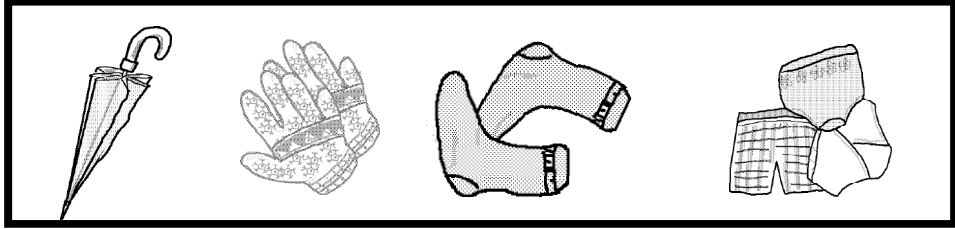
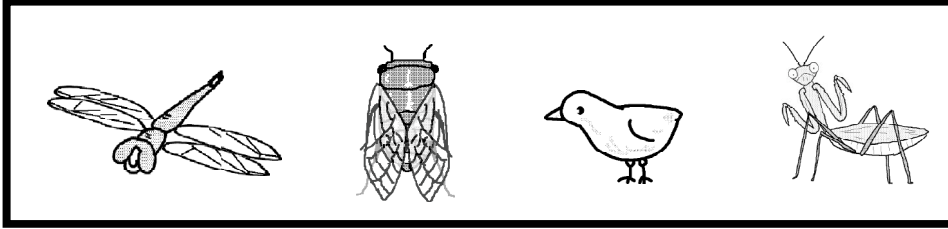


それぞれ数をかそえて数が多いほうの下のわくにピンクの○を書きなさい。




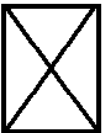


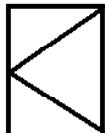
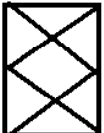
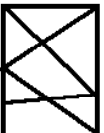
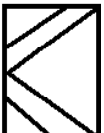

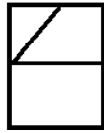
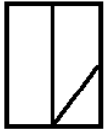
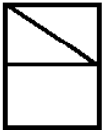
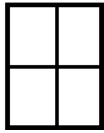






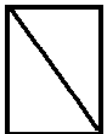










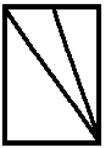

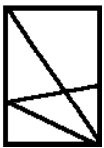








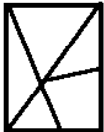






左の形を作るのに使わない形を1つ選んで青色の○を付けなさい。



- 1 土の中にできる食べ物を見つけて四角の中に赤色の○を書きなさい。
- 2 種がある食べ物を見つけて四角の中に赤色の○を書きなさい。



それぞれの絵で仲間はずれのものを見つけてオレンジ色の○を付けなさい。

ワンちゃんが持っている透明な2枚の形をそのまま重ねると右のどの形になりますか。見つけて茶色の○を付けなさい。

The grid consists of nine boxes, each containing two cylindrical containers with a 4x4 grid of dots. Each box shows a different tracing pattern on the left container, with an arrow pointing to the right container which is empty for practice.

- Top-left: A path starting at the top-left dot, moving down to the second row, then diagonally up to the second column, then diagonally down to the third row, then diagonally up to the third column, and finally diagonally down to the bottom-right dot.
- Top-middle: A path starting at the top-left dot, moving right to the second column, then down to the third row, then diagonally down to the bottom-right dot.
- Top-right: A path starting at the bottom-left dot, moving up to the second row, then diagonally up to the second column, then diagonally down to the third row, then diagonally up to the third column, and finally diagonally down to the bottom-right dot.
- Middle-left: A path starting at the middle-left dot, moving right to the second column, then up to the second row, then down to the third row, then up to the second row, then down to the third row, then up to the second row, then down to the third row, and finally up to the second row.
- Middle-middle: A path starting at the middle-left dot, moving right to the second column, then up to the second row, then down to the third row, then up to the second row, then down to the third row, then up to the second row, then down to the third row, and finally up to the second row.
- Middle-right: A path starting at the middle-left dot, moving right to the second column, then up to the second row, then down to the third row, then up to the second row, then down to the third row, then up to the second row, then down to the third row, and finally up to the second row.
- Bottom-left: A path starting at the middle-left dot, moving right to the second column, then up to the second row, then down to the third row, then up to the second row, then down to the third row, then up to the second row, then down to the third row, and finally up to the second row.
- Bottom-middle: A path starting at the middle-left dot, moving right to the second column, then up to the second row, then down to the third row, then up to the second row, then down to the third row, then up to the second row, then down to the third row, and finally up to the second row.
- Bottom-right: A path starting at the middle-left dot, moving right to the second column, then up to the second row, then down to the third row, then up to the second row, then down to the third row, then up to the second row, then down to the third row, and finally up to the second row.

左のお手本通りに点と点を鉛筆で結びなさい。

