



レインボー先生

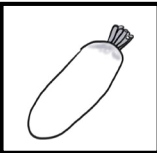
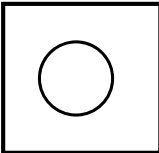

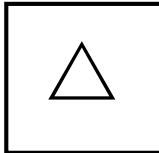




四天王寺学園小学校 2012過去問


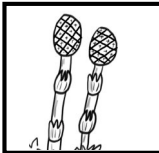
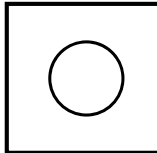
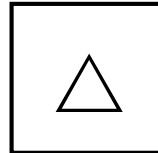






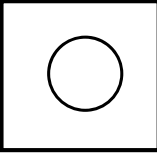







みんなで過去問に挑戦
絞った学習方法は的が小さくなり
当たりません。
いろんな学校の問題に挑戦すると
学力がアップ!


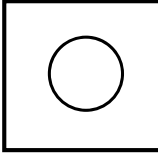

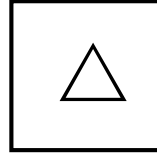




The diagram illustrates a logic puzzle. A man with a backpack starts on the left, walking right. A callout shows his backpack contains 10 round buns (O) and 10 triangular buns (△). He walks through a path with 12地藏 figures. A large grey circle with a question mark is in the center. A second callout shows the man's backpack after the path, containing 1 round bun (O) and 2 triangular buns (△). At the bottom, there are two rows of 12地藏 figures each. The top row consists of 12 figures without hats, and the bottom row consists of 12 figures with hats.


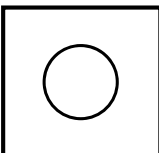

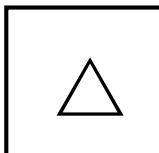


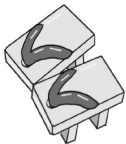

男の人が丸いおにぎりと△のおにぎりを10個ずつリュックに入れて歩きます。よだれかけをしている地藏さんには○おにぎりを1個ずつ、笠（かさ）をかぶっている地藏さんには△おにぎりを2個ずつお供えしました。リュックには丸いおにぎり1個、△のおにぎり2個が残りました。では？の丸いところには地藏さんはどれだけ隠れているのでしょうか。その数だけ赤色の○を下の地藏さんに付けましょう。

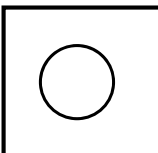
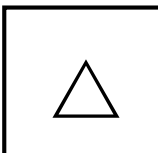
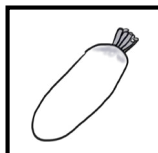
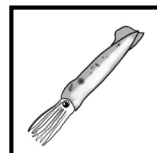




	→		→		→	
						

	→		→		→	
						

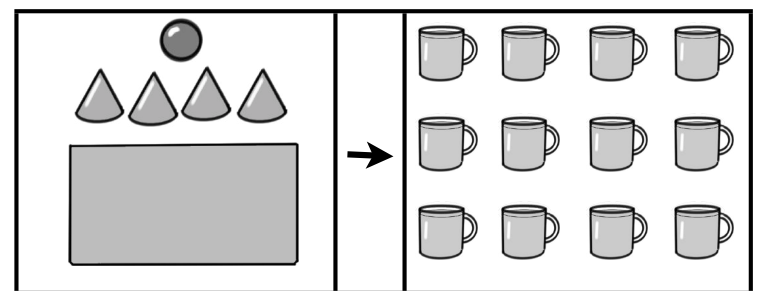
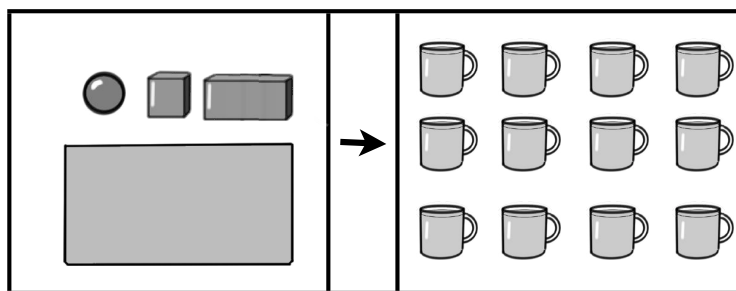
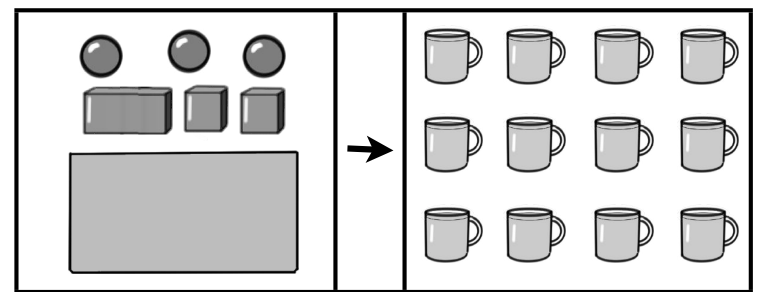
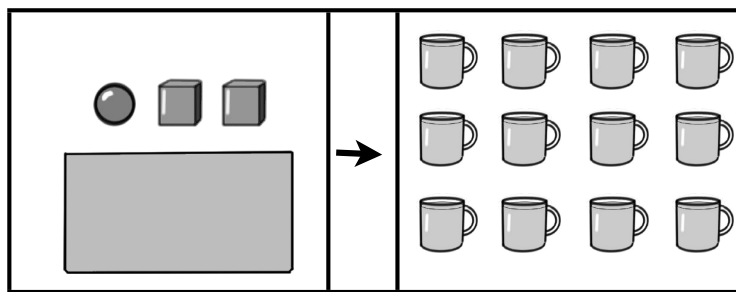
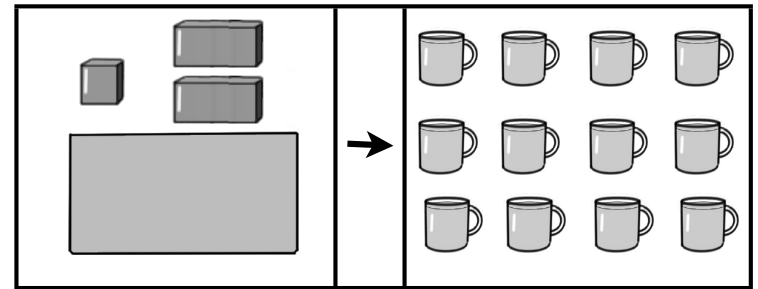
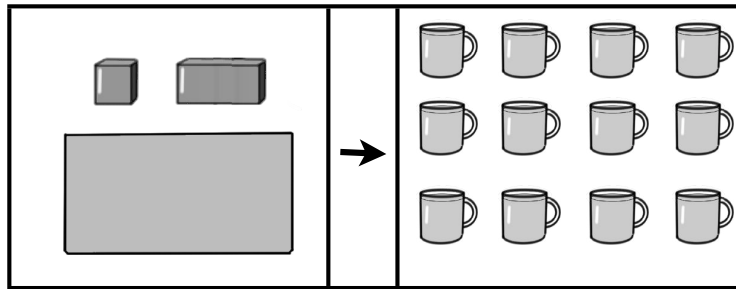
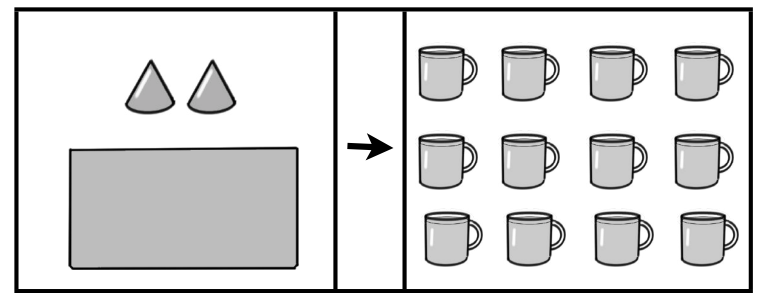
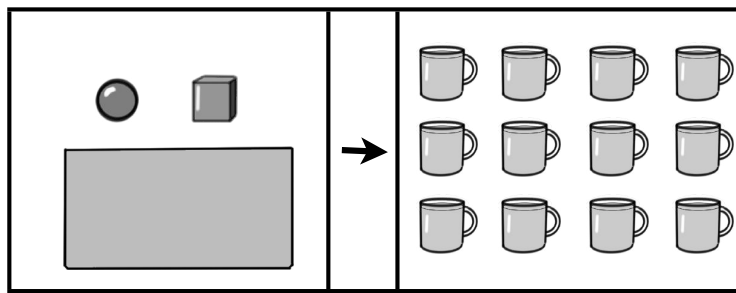
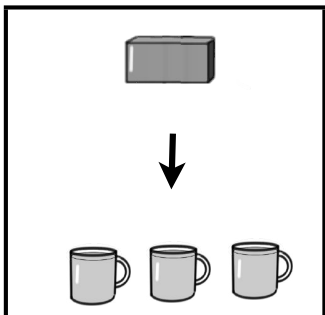
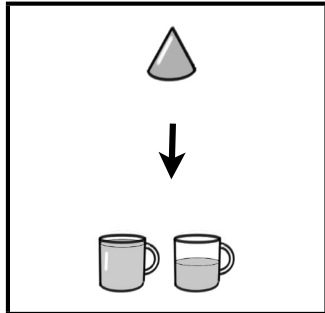
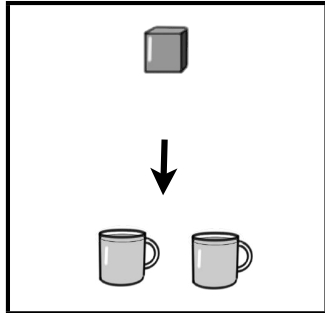
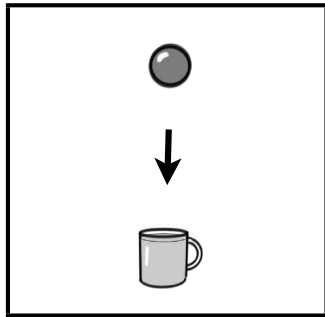
	→		→		→	
						

	→		→		→	
						


	→		→		→	
						

	→		→		→	
						

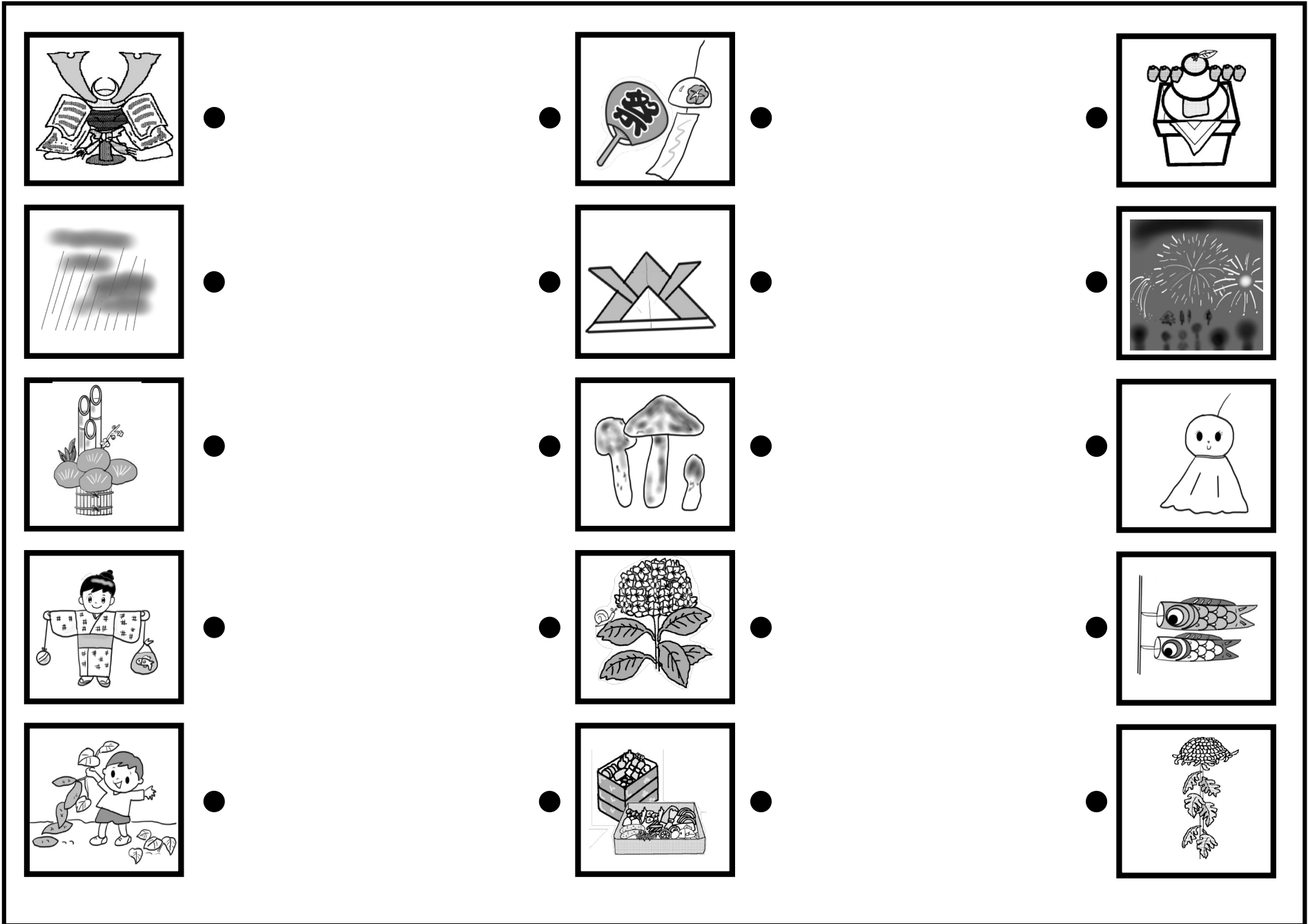
左の絵の2番目の言葉で始まるものが右の箱にくるとすると、○や△の所には下のどの絵が入るとよいでしょうか。見つけてその印を青色で付けましょう。



いろいろな形の鉄を水そうに入れると左端のお約束のように水が溢れます。水そうの上の鉄を全部入れると何杯分の水が溢れますか。その数だけ緑色で○を付けなさい。

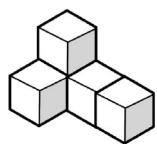
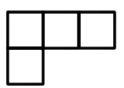
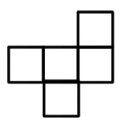
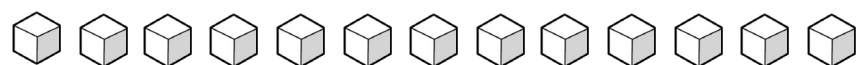


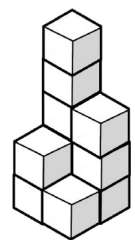
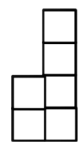

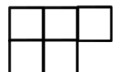
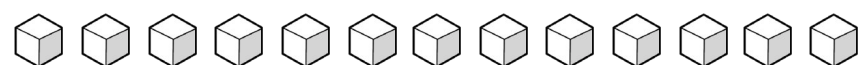
- 1段目 大工さんが使わない道具に青色で○を付けなさい。
- 2段目 土の中で育つ食べ物に青色で○を付けなさい。
- 3段目 食事をする時に使う道具に青色で○を付けなさい。
- 4段目 お母さんのお腹の中から同じ姿で産まれてくるものに青色の○を付けなさい。
- 4段前 「こぐもの」に青色で○を付けなさい。

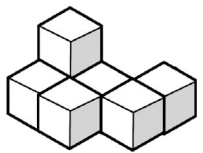
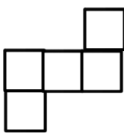
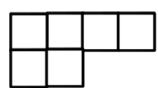
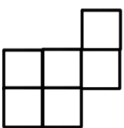
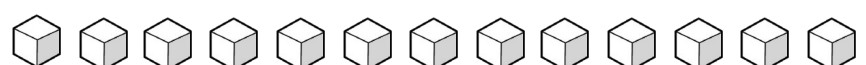


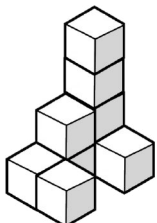
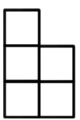
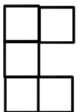
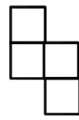
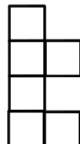
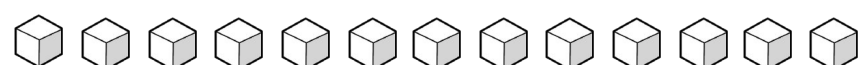
同じ仲間の絵どうし鉛筆で結びましょう。

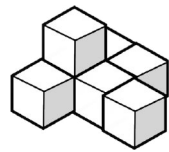
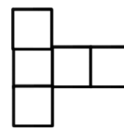
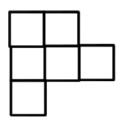
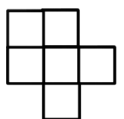
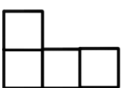
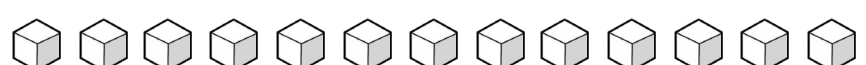
それぞれ鏡の前に置いてあるものはどのように映っていますか。赤色で○を付けましょう

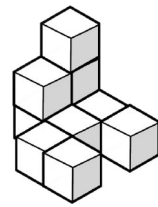
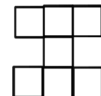
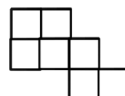
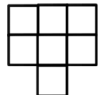
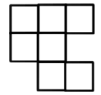
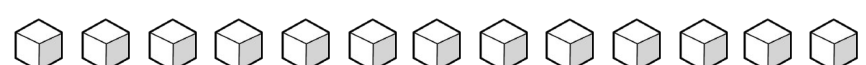
	 
	

積木の数をかぞえてその数だけ下の積木に○を緑で付けなさい。また上から見たらどのように見えますかその形に緑色で○を付けなさい。

