

4～6歳対象

# 分野別毎日プリント

## No4-1週目

メモ

-----

-----

-----

-----

-----

-----

-----

-----


-----

-----





まずは、もんだいにでてる  
おったおりがみの  
かたちを おぼえましょう



2つおり



4つおり


2つ折りの折り紙の黒い所をハサミで切って開くとどうなりますか。見つけて○をつけましょう。




2つ折りの折り紙の黒い所をハサミで切って開くとどうなりますか。見つけて○をつけましょう。




4つ折りの折り紙の黒い所をハサミで切って開くとどうなりますか。見つけて○をつけましょう。




2つ折りの折り紙の黒い所をハサミで切って開くとどうなりますか。見つけて○をつけましょう。




4つ折りの折り紙の黒い所をハサミで切って開くとどうなりますか。見つけて○をつけましょう。

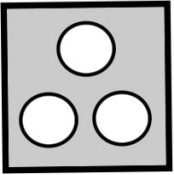
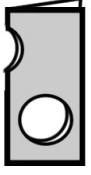








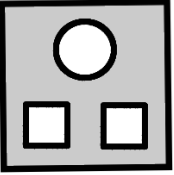









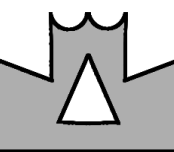



















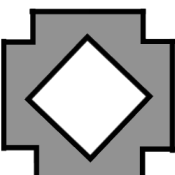












2つ折りの折り紙の黒い所をハサミで切って開くとどうなりますか。見つけて○をつけましょう。


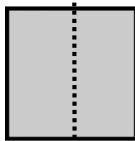
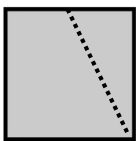
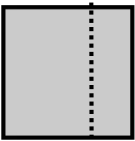
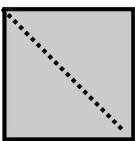
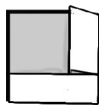
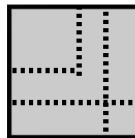
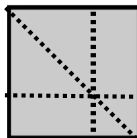
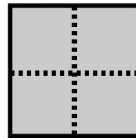
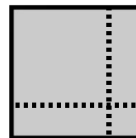
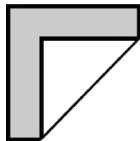
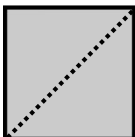
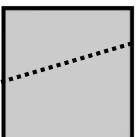
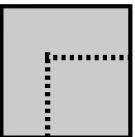
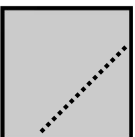
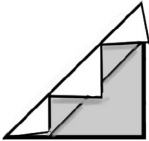
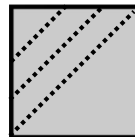
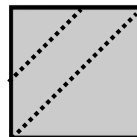
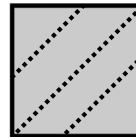
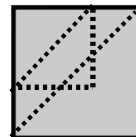

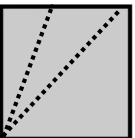
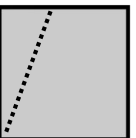
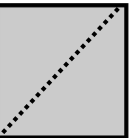
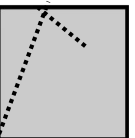

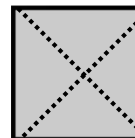
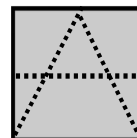
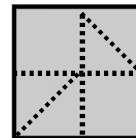
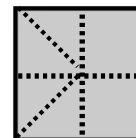
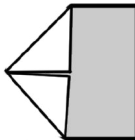
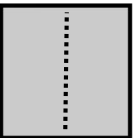
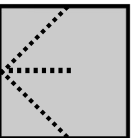
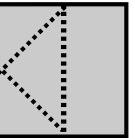
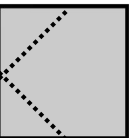

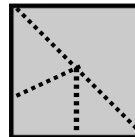
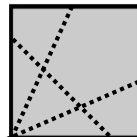
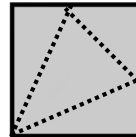
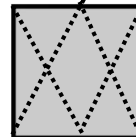

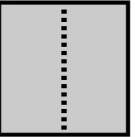
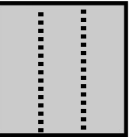
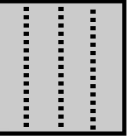
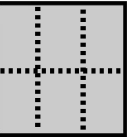
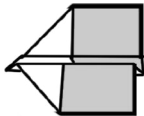
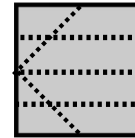
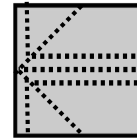
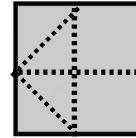
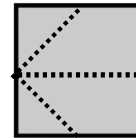



4つ折りの折り紙の黒い所をハサミで切って開くとどうなりますか。見つけて○をつけましょう。



左端の形は右のどの折り紙を開いたものでしょうか。見つけて○をつけましょう。

左の形を開きました。点線が折り目です。正しいものを見つけて○をつけましょう。

分野別毎日プリント(折紙展開図形) No4-1 解答

分野別毎日プリント(折紙展開図形) No4-1 page1

まずは、お出しにでてくる  
あったおりのみめ  
かたをき、おぼえましょう

2つおり

4つおり

分野別毎日プリント(折紙展開図形) No4-1 page2

分野別毎日プリント(折紙展開図形) No4-1 page3

分野別毎日プリント(折紙展開図形) No4-1 page4

分野別毎日プリント(折紙展開図形) No4-1 page5

分野別毎日プリント(折紙展開図形) No4-1 page6

分野別毎日プリント(折紙展開図形) No4-1 page7

分野別毎日プリント(折紙展開図形) No4-1 page8

分野別毎日プリント(折紙展開図形) No4-1 page9

色指定がない物は見やすいように赤色を使っております

